



***SAMSON  
HARNESS  
SHOP, INC.***

Established 1975

*~ Custom Handcrafted Harness ~*

6543 Akonerva Road  
Gilbert, Minnesota 55741

**(218) 865-4602**



*~ Catalog No. 8 ~*

# *SAMSON HARNESS SHOP, INC.*

## *~ Catalog No. 8 ~*

**TO OUR VALUED CUSTOMERS:** We would like to take this opportunity to say "Thank You" for the confidence you have placed in us. It is the loyalty of customers like you that enables us to succeed. We will continue doing our best for you in every way possible.

**TO ALL NEW CUSTOMERS:** Thank you for requesting a copy of our catalog. It is our goal to provide you with quality products at fair prices and friendly, reliable service. We look forward to serving your harness needs.

**TERMS:** We operate on a cash only basis. Orders can be prepaid by check or money order, or we can ship C.O.D. Orders under \$20.00 are subject to a \$2.00 handling charge.

**PRICES:** Prices are listed on a separate price sheet. All prices are subject to change without notice. Price at time of delivery prevails. Minnesota residents, please add 6.50% Sales Tax (or current rate) to the cost of items purchased.

**SHIPPING:** Whenever possible, orders will be shipped by U.P.S. (or best method). All orders are F.O.B. shipping point.

**RETURNING GOODS:** Please call us with reason for return. Do not return goods without prior approval. All returns are subject to a restocking charge at our discretion.

**CLAIMS:** All merchandise shipped by us is double checked for quantity and correctness of size. In case of shortage or damage in transit, please notify us immediately.

**OUR GUARANTEE:** Our quality and workmanship is guaranteed. If you are not completely satisfied with any of our products for any reason, we want to know about it. We will do our best to solve the problem to your satisfaction.

**TELEPHONE ORDERS:** We encourage you to telephone us with your order at (218) 865-4602. At this time we can discuss your needs and serve you better. You can call in an order whenever it is convenient for you - days, evenings, or weekends.

**MAIL ORDERS:** Please include your name, complete shipping address with zip code, and a telephone number so we can contact you with any questions. List the catalog stock number, name of item, quantity ordered, and price. Be sure to give the size, when needed, and specify the hardware desired (brass, chrome, or stainless steel). Please estimate shipping charges using the information in the price list and include with your payment. On C.O.D. orders, shipping charges will be added to the total.

### Table of Contents

<u>Horse &amp; Pony Driving Harness</u>	<u>Color Picture Pages</u> .....15 - 21	<u>Sweat Pads &amp; Miscellaneous</u> .....25
Single & Pair Harness .....2 - 4	Team Harness.....15	Blankets.....25
Driving Harness Parts .....5	Miscellaneous Parts .....16	Fly Nets .....25
<u>Draft Horse Harness</u>	Harness Oil .....16	Fake Fur Pads.....25
Single Draft Harness .....6	Leather Care Products .....16	Leather Punch.....25
Parade or Display Harness .....7	Parade Harness .....17	Manure Catcher .....25
Bridle Drop.....7	Draft Show Harness .....18 - 19	<u>Bridles - Draft &amp; Light Horse</u> .....26 - 27
Cart Attachment.....7	Bridles - Draft & Light Horse ....20	Styles of Pressed Loop Dies....26
Crossline Drop .....7	Horse & Pony Harness .....21	<u>Team Lines &amp; Traces</u> .....28
Hip Drops.....7	<u>Hames</u> .....22 - 23	<u>Bits &amp; Hardware</u> .....29
Peaked Collar Housing .....7	Hame Tops & Hardware .....23	<u>Harness Parts</u> .....30 - 31
Tie Straps .....7	Wooden Hames .....23	<u>Halters</u> .....31
Show Harness .....8 - 9	<u>Harness Hooks</u> .....23	<u>Eveners &amp; Neckyokes</u> .....32
Team Draft Harness .....10 - 14	<u>Sleigh Bells</u> .....23	Grab Hook.....32
Quarter Horse Harness .....12	<u>Collars</u> .....24	Harness Snaps.....32
Back Pads.....13		<u>Names of Team Harness Parts</u> .....33
Breechings & Spiders .....13		
Flat Housings.....14		
Heel Chains & Dees .....14		
Logging Harness .....14		
Grab Hook .....14		
Mule Harness .....14		

***Call Us To Discuss Your Harness Needs***  
**Phone: (218) 865-4602**

# ~ Custom Handcrafted Harness ~ Since 1975

Welcome to **SAMSON HARNESS SHOP**. We have been manufacturing quality, handcrafted harness for over a quarter of a century. By using only the finest leather and materials available, we are able to provide you with a superior quality harness that you will be proud to own.

We offer many custom features that make our harness outstanding, including folded breechings and belly bands, beaded and raised leather work, custom-stamped patterns on leather loops, and many other unique features to enhance the appearance of each harness.

A custom **SAMSON HARNESS** is a harness designed and created especially for you.

\*\*\*\*\*

“Had my harness for a year now and enjoy it every time I use it. It’s terrific!”  
S. S.  
Nebraska

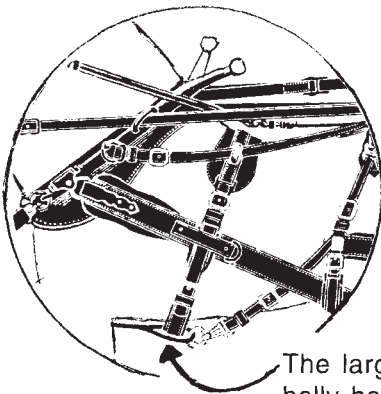
“We are really enjoying your harness – the leather is excellent quality and the workmanship is first class. We also appreciate the service that we get from you.”  
C. D.  
Washington

“I’m very happy with the set (of harness) both in appearance and fit, and the excellent quality of the leather and hardware.”  
W. M.  
Texas

“Your order arrived yesterday... and everything is great. It is indeed a pleasant surprise these days to receive this level of quality craftsmanship and have the goods match what one sees in a catalog. Your products are excellent.”

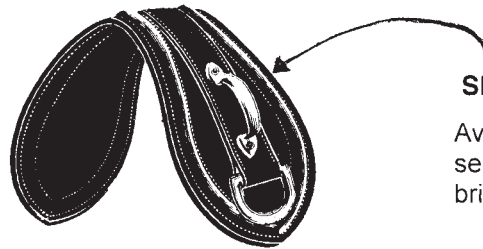
D. C.  
Rhode Island

\*\*\*\*\*



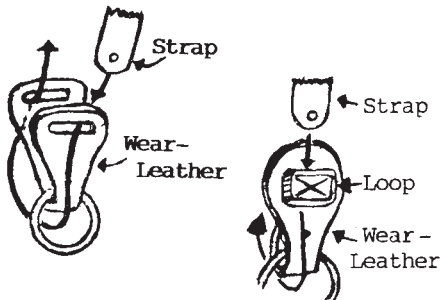
### LARGE POLE STRAP LOOP

The large loop on the pole strap permits the belly band to pass through. Allows hold back straps to be kept higher.



### SELF-BEADED BACK PADS

Available on unspotted harness – self-beaded back pads, raised bridle fronts and nose bands



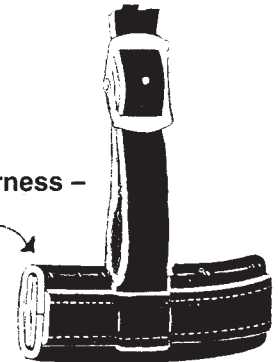
How to Use Wearleathers

### AVAILABLE as an Added Option to All Our Harness – FOLDED BREECHINGS & BELLY BANDS

- \*Machine Folded
- \*Solid Leather Filled
- \*With Heavy Raised Layer

Add to the Working Comfort of the Horse

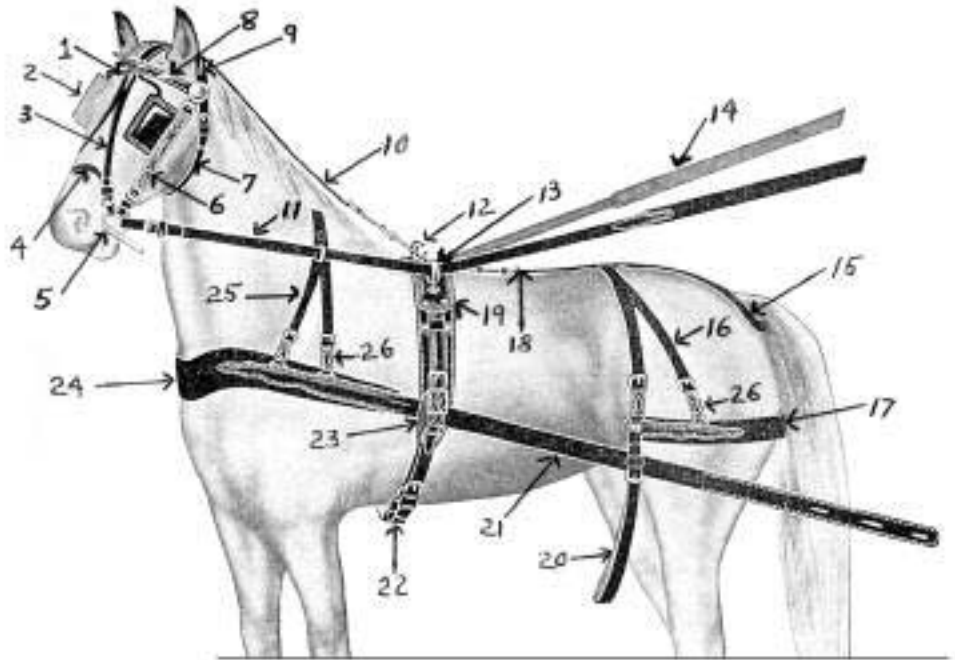
Enhance the Appearance of the Harness



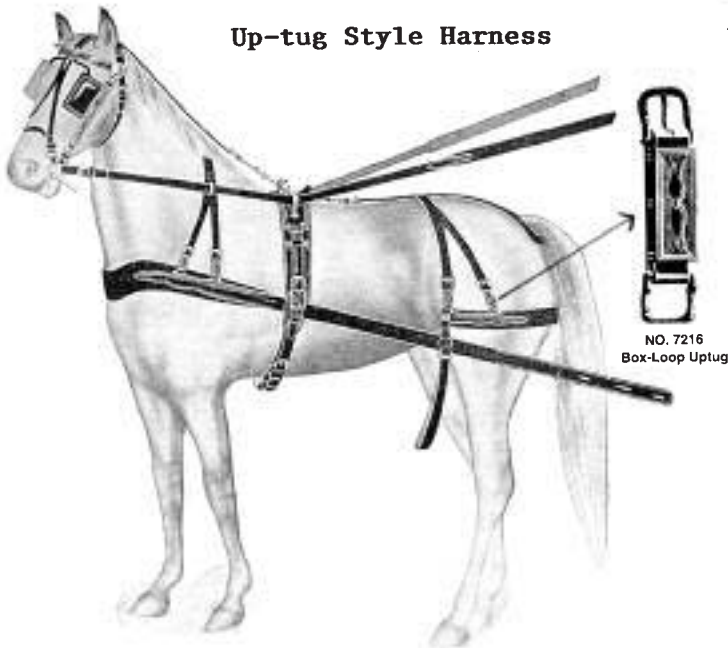
**CRAFTSMANSHIP \* QUALITY \* SERVICE**

**THIS TABLE IS FOR YOUR INFORMATION AND APPLIES TO  
Single Driving Harness**

- 1 - Winker stay
- 2 - Blind
- 3 - Overcheck (front)
- 4 - Nose band on overcheck
- 5 - Bit
- 6 - Cheek
- 7 - Throat latch
- 8 - Brow band
- 9 - Bridle crown
- 10 - Overcheck (back part)
- 11 - Lines (front)
- 12 - Check hook
- 13 - Terret
- 14 - Line (hand part)
- 15 - Crupper
- 16 - Hip strap
- 17 - Breeching
- 18 - Turnback
- 19 - Saddle or back pad
- 20 - Hold back
- 21 - Traces
- 22 - Belly band
- 23 - Shaft loop
- 24 - Breast collar
- 25 - Neck strap
- 26 - Box-loop up tug



**Up-tug Style Harness**



**NO. 721 & NO. 823 HARNESS**

Single Driving Harness with 5/8" box-loop bridle, patent-leather blinds. Flexible style saddle, patent-leather covered. Features include: 1" turn back; 3/4" or 5/8" hip straps; seed-stuffed round crupper. Shown with overdraw check.

**Available Options:**

Round side checks; straight folded breast checks; straight folded breeching & belly band. Buckle-in traces with hame tugs or breast collar. Select any one of three blind styles or open cheek.

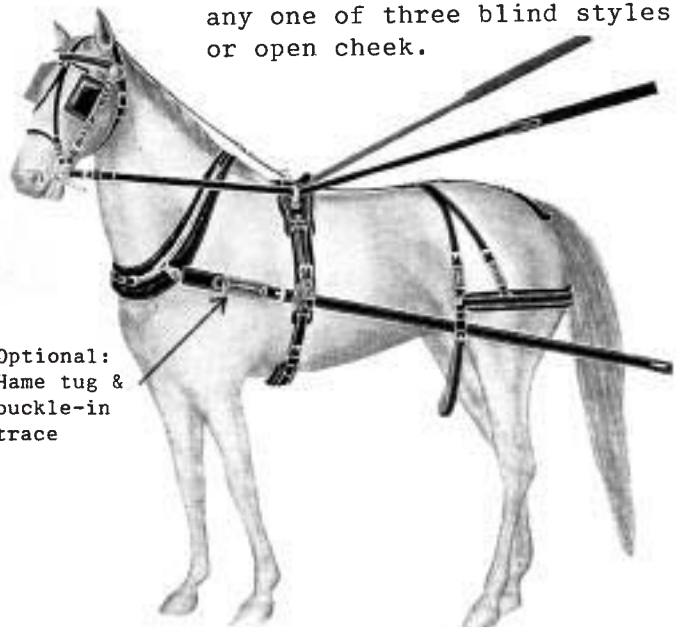
**NO. 721 SINGLE DRIVING HARNESS**



**NO. 1721 Breast Collar;**  
buckle-in trace



**NO. 1823 Buggy Hames**  
with hame tugs for buckle-in trace



Optional:  
Hame tug &  
buckle-in  
trace

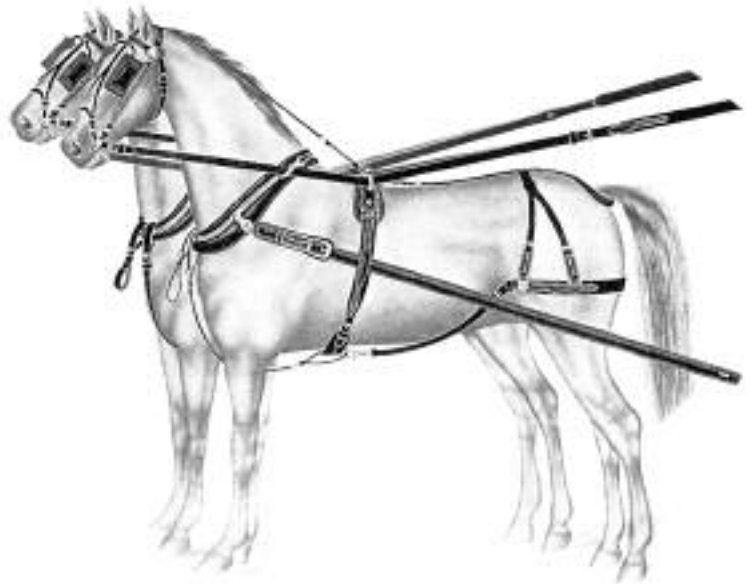
**NO. 823 SINGLE DRIVING HARNESS**

Shown with optional hame tug and buckle-in trace

# Driving Harness



**NO. 720 SINGLE HARNESS**  
Breast-collar style made with single neck strap and single hip strap. Other features same as No. 721 harness.



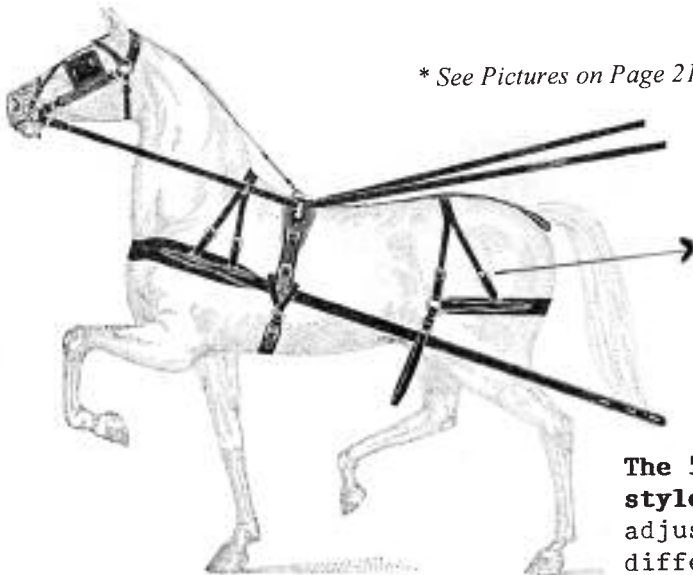
**NO. 204 Double Driving Harness**

**NO. 204-D Deluxe Double Driving Harness.** Comes with breeching and is designed for driving 2 horses double or 1 horse single. Includes lines, shaft loops, and hold backs for driving 1 horse single. Comes with lines, hold backs, pole straps, neck yoke straps, and spreaders for driving 2 horses double.

## NO. 722 & 824 BUCKLE STYLE HARNESS

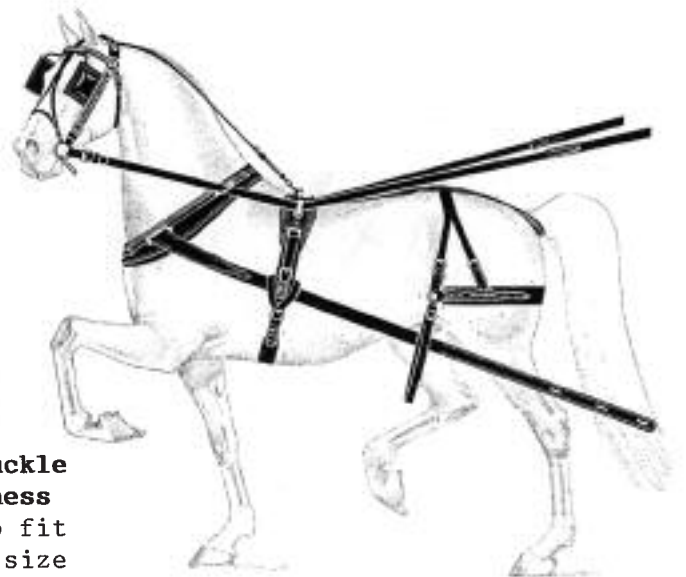
Adjusts to Neatly Fit Different Size Horses

*\* See Pictures on Page 21*



**NO. 722 SINGLE HARNESS**  
Breast-collar style made with 545 buckles for easy and neat adjustment of neck strap & hip strap. Other features like the NO. 721 harness.

**The 545 buckle style harness** adjusts to fit different size horses. No. 545 buckle on neck straps & hip straps (instead of up tugs)

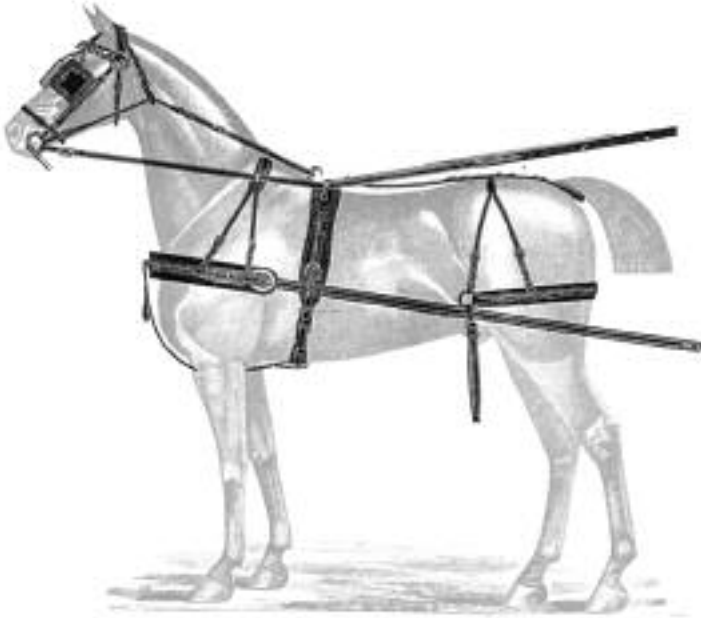


**NO. 824 SINGLE HARNESS**  
Hame & collar style made with 545 buckles on hip straps, for easy & neat adjustment. Same basic description as NO. 823. Standard with No. 54 hames and buggy traces.

**Note:** All harness available with round side checks in place of overcheck.



## Single Driving Harness




**NO. 725 Single Driving Harness**  
Patent leather, extra fancy;  
two-ply strapwork throughout;  
buckle-in breast collar; raised  
or four-row stitched trace.  
Raised layer on breast collar  
and breeching. Choice of bridle  
and blind styles.




**NO. 825 Single Driving Harness**  
Same basic description as the  
NO. 725 harness, except hame  
& collar style.

## Double Driving Harness



**No. 875**

**NO. 875 Pair Harness**  
Patent leather; Extra fancy  
with two-ply strapwork, buggy  
hames with hame tugs, buckle-in  
raised or four-row stitched trace.  
Choice of bridle and blind styles.  
Shown with round side checks.  
Overcheck, optional.




**No. 895**

**NO. 895 Pair Harness**  
Patent leather; Extra fancy;  
same basic description as  
NO. 875 harness, except with  
breeching.


# Driving Harness Parts

## CHEEKED BLINDS



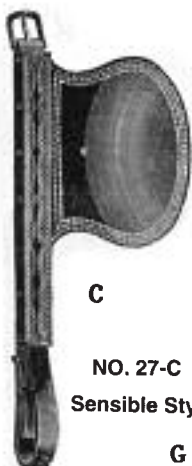
A

NO. 23-D  
Driving Horse Blind



B

NO. 25-C  
Coach Style Blind



C

NO. 27-C  
Sensible Style Blind



E

NO. 740 Overdraw Check  
Made up 5-buckle style



F

NO. 741-R Round Side Check



D

NO. 10 Open Cheek



G

NO. 913 Throat Latch for  
driving bridle



H

NO. 7210 Holdback Strap




NO. 827 Shaft Tug



I

NO. 7211 Belly Band, 1"  
(for No. 827 Shaft Tug)



NO. 871 Shaft Tug

J

NO. 7212 Belly Band, 1"  
(for No. 871 Shaft Tug)



K

NO. 7216  
Box-Loop Uptug



NO. 7217  
Box-Loop Uptug



L

No. 95  
Rein Hook



M

No. 580  
Swedge Terret




N

No. 7219 Saddle



O

NO. 7213  
Buckle Trace Breast Collar



P

No. 7218 Breeching  
with Split Hip Straps,  
Holdback straps, &  
Turnback with crupper




Q

No. 7251 Buckle-trace  
Breast Collar



T

No. 982-SS 2 Hole Clip  
Stainless Polished or Black Finish



R

NO. 7214 Breast Collar with Sewed in Trace



S

NO. 210 Stuffed Crupper with  
buckles



U

No. 1992 Cockeye  
• Magnesium Bronze  
• Chrome Plated  
• Black



V

No. 209-SS Cockeyes  
• All Stainless Steel  
• Available in 1 1/2" Only



W

NO. 823-S Single Hame Tug



X

NO. 2042 Raised, Double-Stitched Trace, Buckle-on



Y

NO. 8232 Single Strap Trace

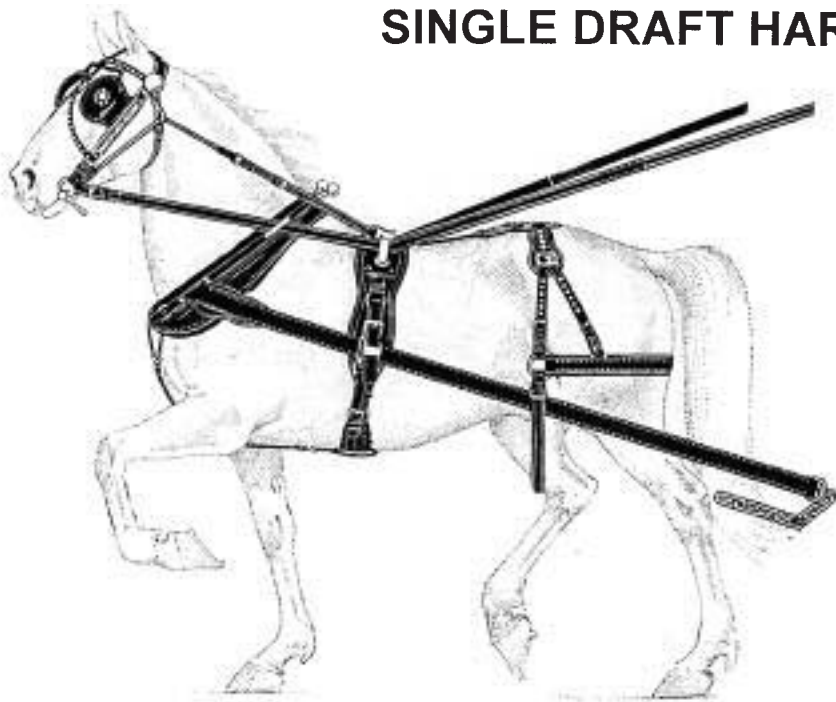


Z

No. 7215  
Trace Extenders (pair)

\* See Pictures on Page 21

# SINGLE DRAFT HARNESS



## Description, NO. 66 HARNESS

**BRIDLE:** 1" cheek, spotted fronts & face piece

**LINES:** 1" throughout

**HAMES:** Steel, specify size

**TRACES:** 1½ by 6' 6" w/heel chains

**BREECHING:** 2½" base, 1½" layer, 1 and 1/8" hip strap

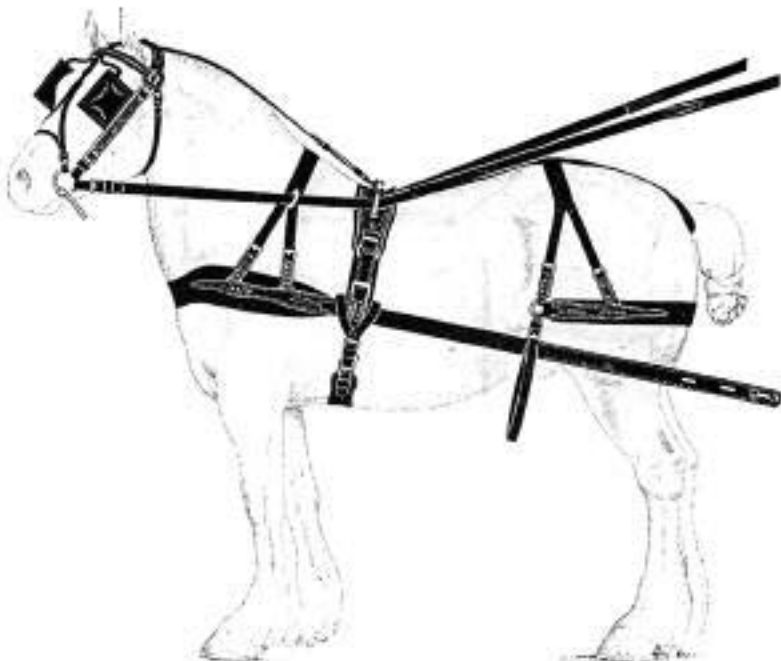
**NO. 66 Single Draft Harness**  
**NO. 66-B Breast Collar Style**

For different bridle styles, refer to Bridle Section.

## NO. 66 SINGLE DRAFT HARNESS

*\* See Picture on Page 16*

This is a high quality single harness for the draft horse. The NO. 66 harness can be modified to meet most any needs, from farm work to street use. It is available with your choice of various bridle styles, and can also be made in 3-strap breeching. The NO. 66 Harness is also available in the heavy breast collar style.



## NO. 49 BREAST COLLAR STYLE



### No. 66-S Single Draft Saddle

Self-beaded and raised leather. Chrome-plated or solid brass hardware.



**No. 66-P Shaft Loops**  
Polywog style; large No. 310 buckle; chrome or brass.



**NO. 6637 Single Draft Horse Holdback Strap**



**NO. 6625 Single Draft Horse Belly Band**



**NO. 68 Draft-Size Breast Collar** Single horse breast collar. Buckle-in trace; spaced or box loops.

**NO. 905-G Line guides,** with snap

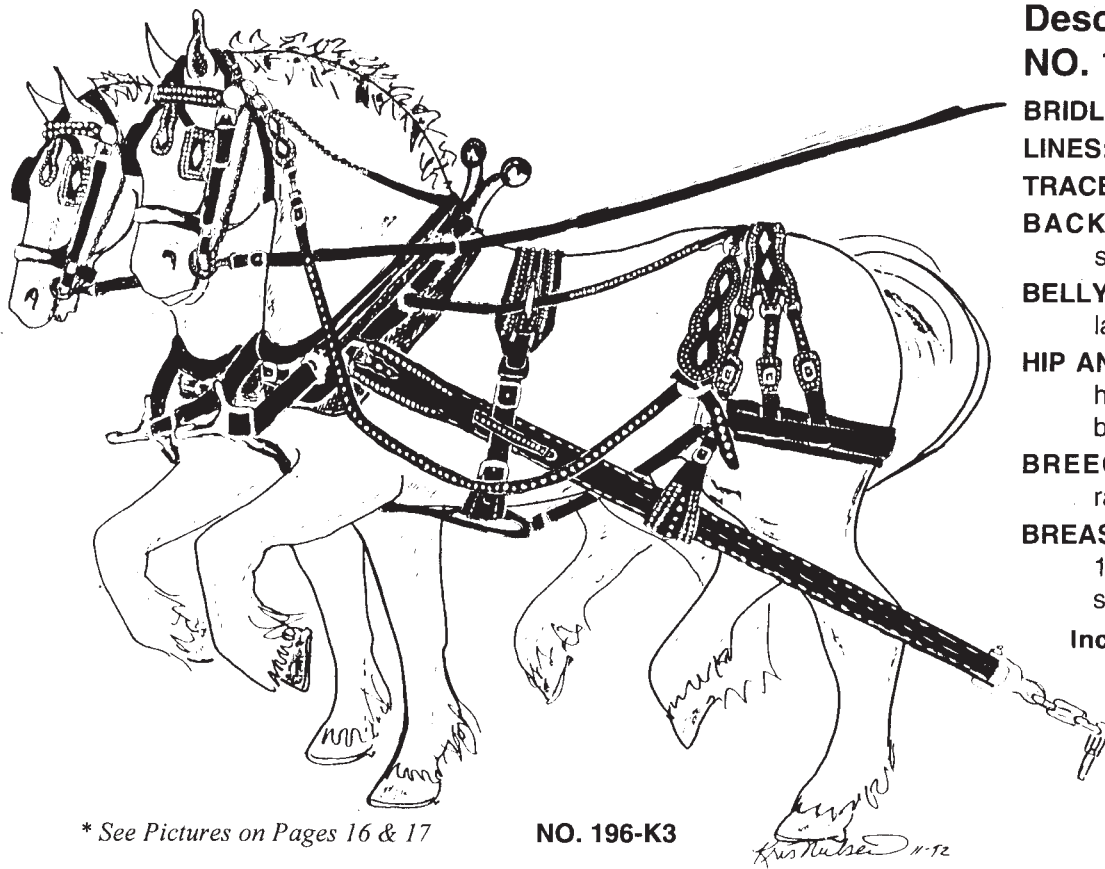


All single horse harness equipped with Line guides.



**NO. 67 Buckle-in Trace for No. 68 Breast Collar**





## Description, NO. 196 HARNESS

- BRIDLES:** No. 6 Deluxe Display Bridle  
**LINES:** 1½" by 20'  
**TRACES:** 1½" by 6'6"  
**BACK PADS:** Swell pattern, fancy spotted  
**BELLY BAND:** 2½" folded base and 1½" layer  
**HIP AND BACK STRAPS:** 1½" reverse hip straps with spots; 1½" spotted back straps  
**BREECHING:** 2½" folded base, 1½" raised layer, spotted if desired  
**BREAST STRAPS & POLE STRAPS:** 1½" with No. 1616 combination snap

### Included with No. 196 Harness:

- Buckle Safes
- Hip Drops
- Bridle Drops
- Crossline Heart Drop
- Spotted Tie Straps
- Graduated Nylon Spreaders

\* See Pictures on Pages 16 & 17


NO. 196-K3

## NO. 196 DELUXE DISPLAY HARNESS

This is a nicely spotted display or parade-style harness with large, fancy-shaped hip pads and No. 3124 trace carrier between hip straps. Standard with our No. 6 Deluxe Display Bridle — other bridle styles available. Comes in either two-strap or three-strap breeching assemblies. Solid brass or chrome-plated solid brass spots (specify Brass or Chrome).

- NO. 196** Display Harness with 2-strap breeching and 1½" traces, breast straps, pole straps  
**NO. 196-K** Display Harness with 2-strap breeching and 1¾" traces, breast straps, pole straps  
**NO. 196-K3** Display Harness with 3-strap breeching and 1¾" traces, breast straps, pole straps  
**NO. 196-K3P** Patent-Leather Display Harness, same as 196-K3  
**NO. 196-K3P-SS** Patent-Leather Display Harness, 196-K3P, with stainless-steel No. 500 hames

### AVAILABLE as an Added Option



**Draft Size Box-Loop Up Tugs**—41/2 inches with double & sewed safe. Available in different widths and patterns.

\* See Picture on Page 16

### NO. 975 PEAKED COLLAR HOUSING

The peaked collar housing is a nice addition to the Display Harness. These clamp under hames and are designed to fit almost any size collar.

**NO. 975 Peaked Housing:** All leather, trimmed with round spots, brass or chromed. Swing toggle at top. (pair)


**NO. 975-P Patent-Leather Peaked Housing** (pair)

### NO. 976 FULL-LENGTH COLLAR HOUSING (not pictured)

**NO. 976 Full Length Housing:** Same as No. 975, except full length. Buckle-on. (pair)


**NO. 976-P Full Length Housing, Patent-Leather** (pair)

Stainless-steel spots & hardware available.



NO. 975

**NO. 460 Tie Straps**  
 7/8" wide, 7 ft. long;  
 plain or spotted (approx.  
 ninety 1/2" spots)  
 Specify: brass or  
 chrome  
**NO. 460-P** No Spots  
**NO. 460-S** Spotted



NO. 460

NO. 661

NO. 176

**NO. 661 Cart Attachment for Single Horse With Shaft Tugs, Shaft Loops, and Belly Band.** Snap-on. If ordering with harness, specify extra cart dees on backpad.

**NO. 176** Line Center Drop

**NO. 177** Bridle Drop

**NO. 178** Hip Drop, single-row spots

**NO. 178-D** Hip Drop, double-row spots

**NO. 179** Fancy, drop-style spreader (same size as bridle drop #177, and same spotting pattern)

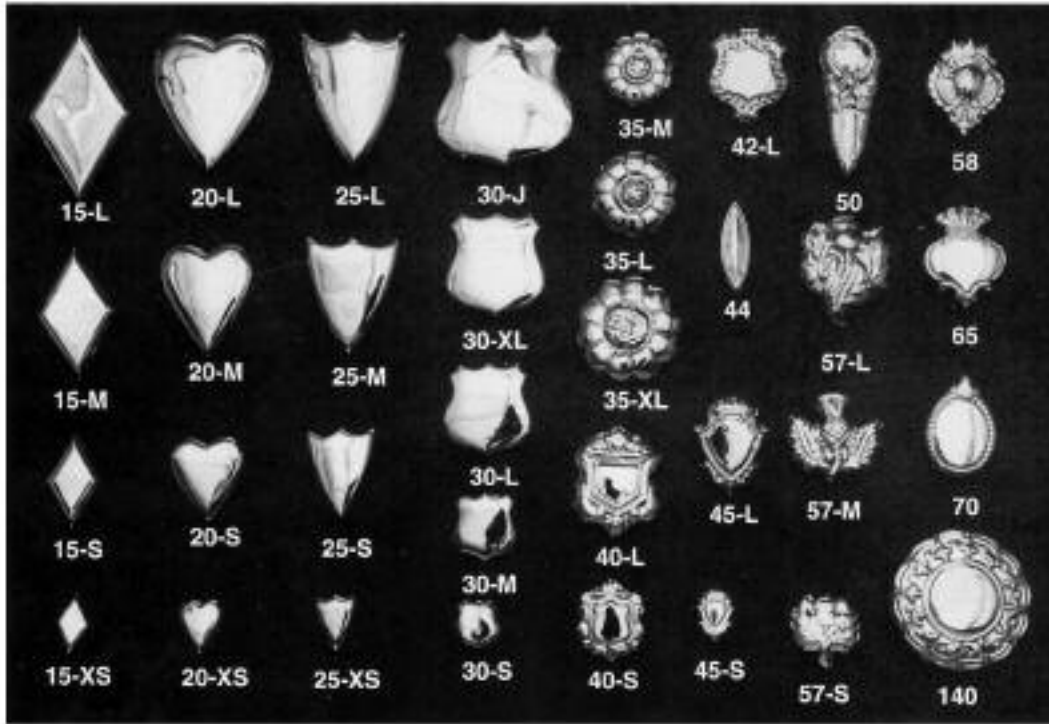


NO. 179

\* See Picture on Page 16

# HARNESS ORNAMENTS

Quality Chrome Plated Solid Brass Lead-Filled  
Harness Ornaments with Chicago Screw Fasteners



Reprinted by permission – Weaver Leather, Inc. All rights reserved.



**No. 232 Housing Hook**

- Available with No. 82 or No. 72 Tops
- Brass or Chrome

**No. 99 Show Chain**



Flat Chain



**No. 007 Show Hook**

- Horse Size
- Polished Stainless Steel
- Also Available in Brass -



**No. 983 FSS**

- Specially designed to Use With No. 007 Hook for Show Hames
- Polished Finish



**No. 72 Barrel Top**

- Used on our show and pony hames
- Finish - Chrome or Brass



**No. 82 Show Hame Top**

- $\frac{7}{16}$ " Threaded Hole
- Finish - Brass or Chrome
- Brass



**NO. 3 Toggle Stick or Threaded**



**No. 821-SS Show Hames**

- All Stainless Steel Except Line Ring and Top are Chromed Brass



**No. 720-SS Show Hames**

- All Stainless Steel Except Top is Chromed Brass



**No. 820-SS Show Hames**

- All Stainless Steel! Except Line Ring and Top Are Chromed Brass



**No. 755 Solid Brass Show Hame  
New Ratchet Style 24"-29"  
Polished Brass or Chrome Plated**



**NO. 755-T Hook**



~ *No. 200 Custom Show Harness* ~  
**For Single, Team, and Multiple Hitch**

Our *SAMSON CUSTOM SHOW HARNESS* is manufactured using only the finest materials available, accented with your choice of ornamentation, to produce a world-class show harness that you will be proud to own and use.

**Standard Features on all Show Harness Include:**

- Inlaid patent-leather loin drops, hip pads, and lazy strap covers
- Folded breeching base with raised layer accented with patent bead
- Choice of Chicago-style (long) or Todd-style (short, double billet) back pad
- Chain trim on bridle front, back pad, and collar housing
- Box-loop uptugs
- Stainless steel show hames
- Stainless steel heel chains

Our line of show harness includes a dedicated Single Show Harness, available in either breast collar or hame and collar, which is especially suited for cart class competition. We also offer a package that allows you to convert our team harness to a single harness by providing you the following parts:

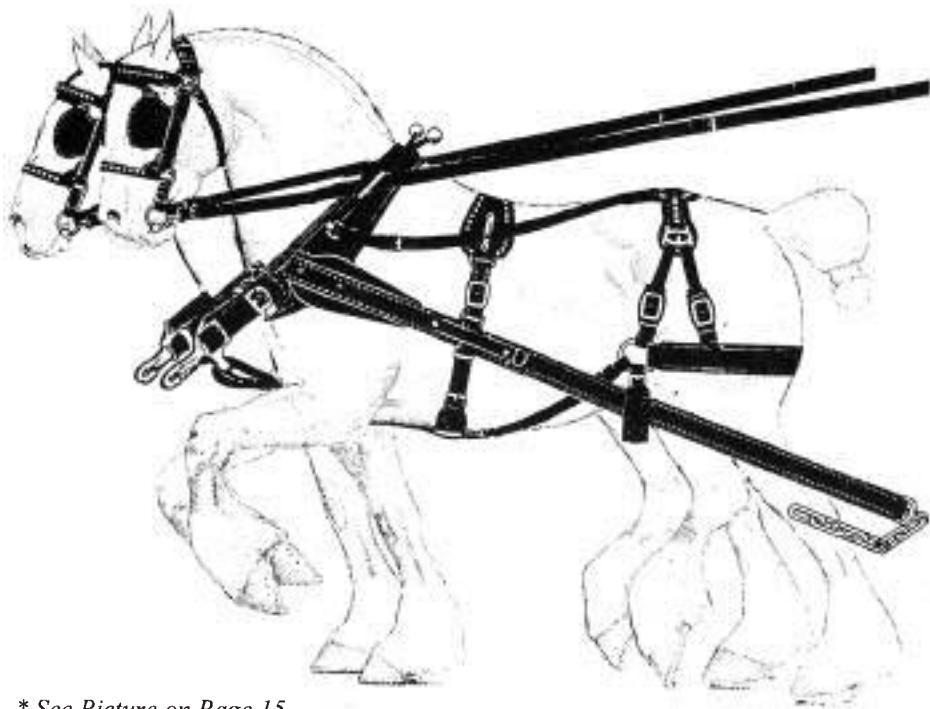
- Cart lines
- Line guides
- Martingale
- Cart attachment
- Cart holdback straps
- Flat-chain tie-down

We are prepared to supply all necessary parts for multiple hitches as well, including tandem, unicorn, four-up, six-up, and eight-up.

At *SAMSON HARNESS SHOP*, we are willing to work with you to design a *CUSTOM SHOW HARNESS* to meet your needs. Please call for additional options and pricing.

~ See Pictures on Pages 18 & 19 ~





## Description, NO. 193 HARNESS

**BRIDLES:** Ring crown, concord blinds, double & stitched front and winker brace

**LINES:** 1 and 1/8" by 20'

**TRACES:** 1 1/2 by 6' 6"

**BACK PADS:** Swell pattern, double & stitched

**BELLYBANDS:** 2 1/2" base and 1 1/2" layer

**HIP AND BACK STRAPS:** 1 and 1/8" back straps; 1 1/2" double & stitched hip tugs spotted

**BREECHING:** 2 1/2" double strap with 1 1/2" layer, 1 1/4" reverse side straps, 1" lazy straps with wide liners.

**BREAST STRAPS & POLE STRAPS:** 1 1/2 inch

\* See Picture on Page 15

## NO. 193 TEAM HARNESS

The No. 193 Team Harness is a high quality work harness.

### Standard features include:

- Wear Leathers at all wear points to extend life of the straps
- Standard spotting on bridle front, nose band, back pad and hip tug
- Solid brass or chrome-plated brass hardware
- Solid brass or chrome-plated solid brass spots

Note: For a single horse, one-half set of team harness can be ordered. Refer to price list for details.

The rump pads and hip pads are double sewed leather. The breeching seat and belly band base are flat double sewed, which puts grain side of leather rather than flesh side against the horse — this adds to the working comfort of the horse.

This is a well made work harness for the draft horse — we don't think you can buy a better one.


\* ON ALL OUR HARNESS the spots are either solid brass or chrome-plated solid brass. Please note that chrome-plated solid brass spots have a brighter finish than nickel spots, and have proven to be more durable. Stainless steel spots also available.

### NO. 193-K HARNESS

Same as No. 193 Harness except with 1 3/4 inch traces, breast straps and pole straps.

### NO. 193-N HARNESS

Same description as No. 193 Harness except with 2 inch nylon-center trace. This three-ply trace constructed with a center of heavy nylon placed between two pieces of heavy harness leather, for extra strength and neat appearance. This harness equipped with 1 3/4 inch breast straps and pole straps.



NO. 193-P PONY HARNESS

### NO. 193-P PONY HARNESS

Same as No. 193 Harness, except made smaller, with lighter strapwork. Harness pictured with No. 18 Bridles and fancy spotting. Sizes: Mini, Small, Large

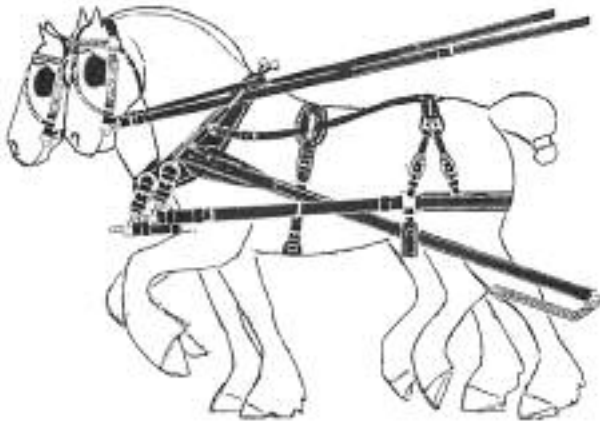
### NO. 193-P3

Three-strap breeching Pony Harness

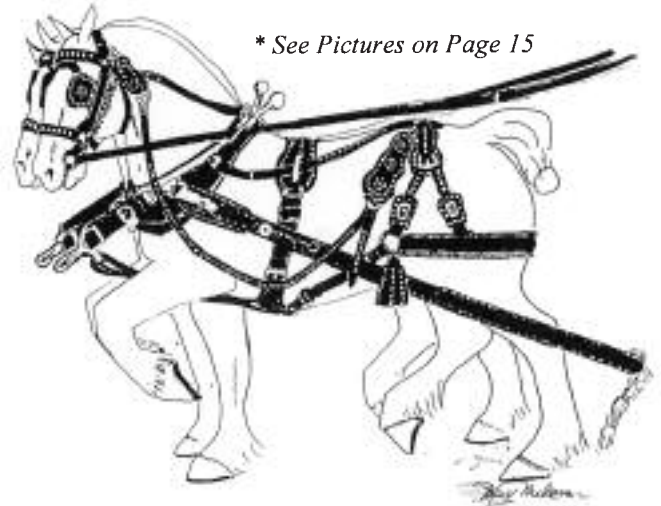
Quality Craftsmanship You Can Trust



**NO. 193 HARNESS VARIATIONS**




**NO. 193-B SIDE-BACKER HARNESS**




*\* See Pictures on Page 15*

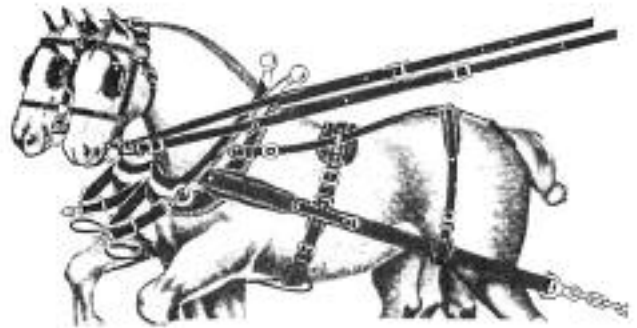
**NO. 193-X HARNESS, Extra Fancy Spotted**



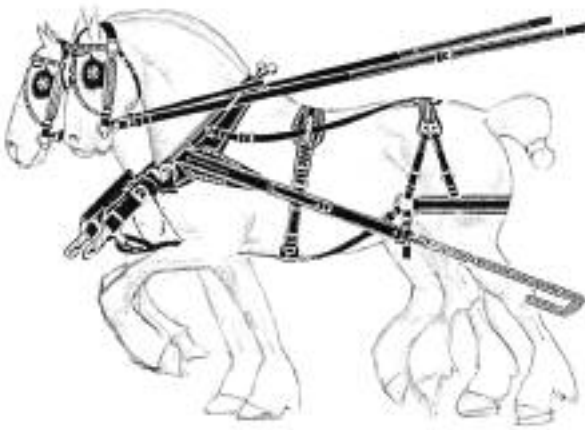
**NO. 193-E HARNESS, NEW-ENGLAND STYLE**



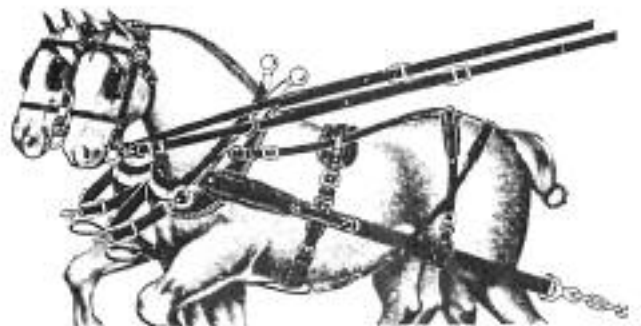
**NO. 193-Y Y-BACK HARNESS**



**NO. 194 FIELD STYLE HARNESS**  
Team Harness, Less Breeching

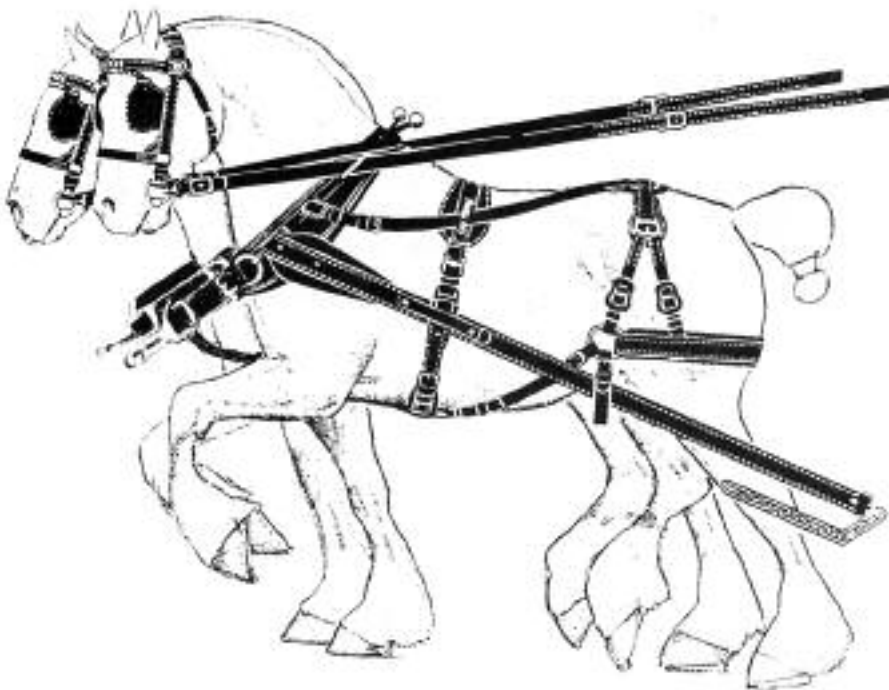


**NO. 193-ST SHORT-TRACE HARNESS**  
**With Butt Chains**



**NO. 195 YANKEE BREECHING HARNESS**

We offer a wide variety of harness styles specifically suited to different applications. Call us and we can further discuss which style of harness will best meet your needs.



\* See Picture on Page 15

## NO. 192 TEAM HARNESS

The No. 192 Team Harness is an untrimmed work harness. Every strap is made to give you the service you are entitled to expect. Includes wear leathers at all wear points to extend life of the straps. A quality farm harness.

### NO. 192-K HARNESS

Same as No. 192 Harness except with 1 3/4 inch traces, breast straps and pole straps.

### NO. 192-L HARNESS, QUARTER HORSE SIZE

Untrimmed team harness made to fit lighter horses (1000 - 1200 lb. horse). Same basic design as No. 192 Harness, except lighter strapwork throughout.

## Description, NO. 192 HARNESS

**BRIDLES:** Ring crown, concord blinds, double & stitched front and winker brace

**LINES:** 1 and 1/8" by 20'

**TRACES:** 1 1/2 by 6' 6"

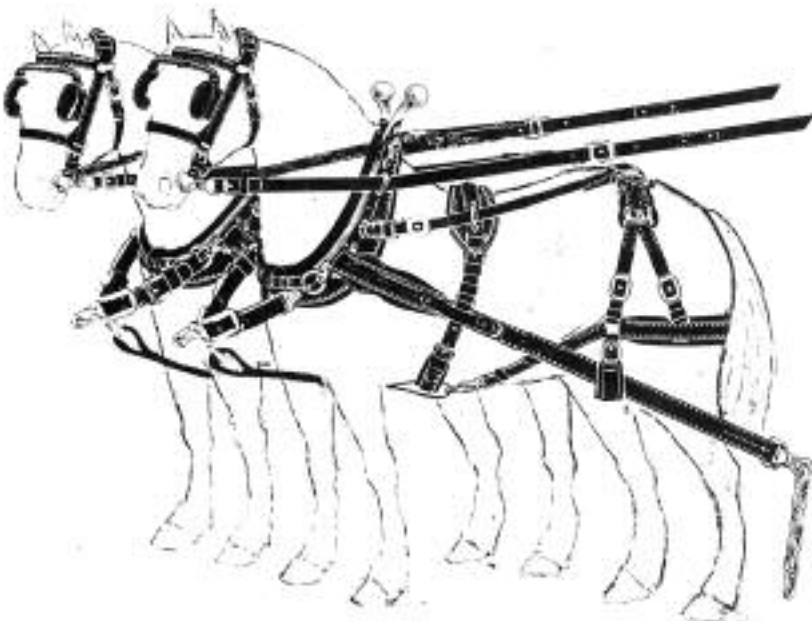
**BACK PADS:** Swell pattern, double & stitched

**BELLY BAND:** 2 1/2" base and 1 1/2" layer

**HIP AND BACK STRAPS:** 1 and 1/8" back straps; 1 1/2" double & stitched hip tugs.

**BREECHING:** 2 1/2" single strap base, 1 1/2" layer, 1 1/4" reverse side straps, 1" lazy straps with wide liners

**BREAST STRAPS & POLE STRAPS:** 1 1/2 inch



NO. 192-L HARNESS

## NO. 192-L HARNESS

**BRIDLES:** 7/8" cheek

**LINES:** 1" by 18'

**TRACES:** 1 1/2" by 6'

**BACK PADS:** 1 1/4" layer, 1 1/4" market straps

**BELLY BAND:** 2" base and 1 1/4" layer

**HIP AND BACK STRAPS:** 1" back straps, 1" hip straps, 1 1/4" double & stitched hip tugs

**BREECHING:** 2" single strap base with 1 1/2" layer, 1 1/8" reverse side straps, 1" lazy straps with liners

**BREAST STRAPS & POLE STRAPS:** 1 1/2"

Horsepower, well harnessed, is always dependable.

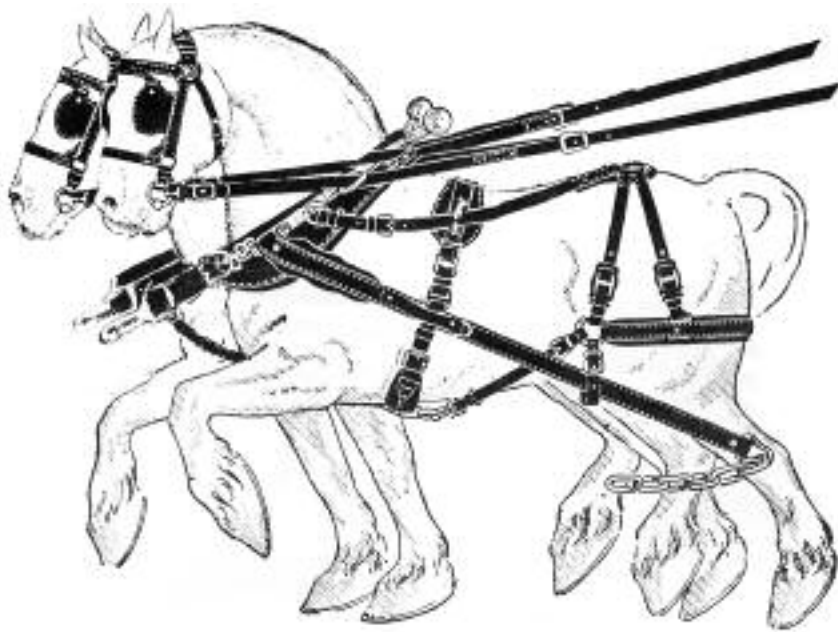
#### Harness Numbering Code

Number, followed by **K**: 1 3/4" traces, breast straps & pole straps

Number, followed by **L**: made to fit lighter horses

Number, followed by **N**: 2" nylon-center traces, 1 3/4" breast straps & pole straps

Number, followed by **X**: extra-fancy spotted



## Description, NO. 191 HARNESS

**BRIDLES:** Ring crown, concord blinds, double & stitched front and winker brace

**LINES:** 1½" by 20'

**TRACES:** 1½" by 6'6"

**BACK PADS:** Swell pattern, double & stitched

**BELLY BAND:** 2½" base and 1½" layer

**HIP AND BACK STRAPS:** 1½" back straps; 1½" hip straps

**BREECHING:** 2½" single strap base, 1½" layer, 1¼" reverse side straps, 1' lazy straps with wide liners

**BREAST STRAPS & POLE STRAPS:** 1½"

\* See Pictures on Page 15

## NO. 191 TEAM HARNESS With Fully-Adjustable Hip Straps

The No. 191 Team Harness is ideal for younger horses because of its wide range of adjustment. Equipped with Kiernan trace carrier. Wear leathers at all wear points to extend life of the straps. A very practical and functional harness.

### NO. 191-K HARNESS

Same as No. 191 Harness, except with 1¾" traces, breast straps & pole straps.


### NO. 191-L HARNESS, QUARTER HORSE SIZE

Same as No. 191 Harness, except made with lighter strapwork for 1000 - 1200 lb. horse.


## BACK PADS \*\* SPIDERS \*\* BREECHINGS



A




B



C


\* Dees for Cart Attachment, optional on back pads.



D



E

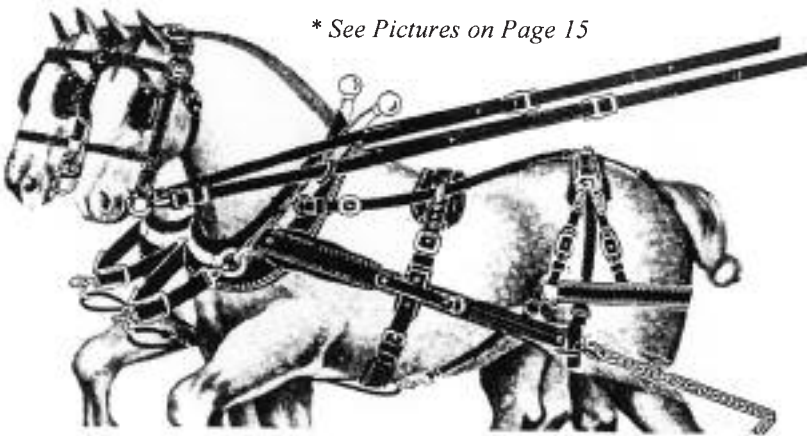


F

- A. NO. 61 Team Back Pad, Spotted (pr.) With billet straps.
- B. NO. 61-P Team Back Pad (pair) With beaded, raised edge, and raised center layer. Billet straps.
- C. NO. 1020 Field Spider (pair)
- D. NO. 1032 Concord Spider (pair) With No. 545 buckles on hip straps.
- E. NO. 1035 Concord Breeching (pair) Folded breeching, optional.
- F. NO. 1036 Hip Breeching (pair) For team harness. 2" body, 1 1/8" side straps. To be used with crupper.



\* See Pictures on Page 15



### NO. 275 SNAP-BREECHING LUMBER HARNESS

Logging harness with short traces and butt chains. Snap-on removable breeching.

### NO. 275 HARNESS

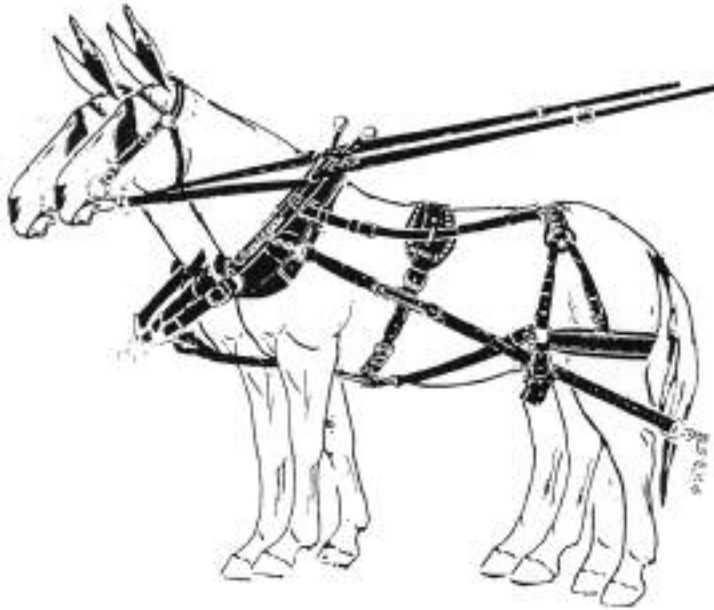
Same description as No. 193 Harness, except breeching is snapped to trace carrier on hip tug to make breeching easily removable.



NO. 1275 Billet Positioning Strap; 3/4" strap; used by pullers to hold belly band billet in proper position



No. 66-L Butt Chains, 36" For Short-trace Harness



### NO. 592 MULE HARNESS

### CUSTOM MULE HARNESS

\* Bridles available in Split Crown or Ring Crown pigeon-wing style. Custom made for your mules. Bolt or Lone Star adjustable hames. Also made with chain traces & leather pipes. No. 592 style shown. Other styles available.


Call for information.

\* See Picture on Page 15

#### HAME HOUSINGS



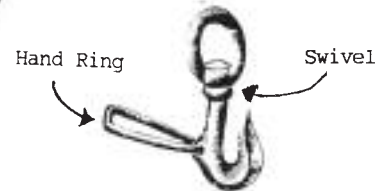
NO. 974 Flat Hame Housing: plain or spotted, brass or chorme Used to keep horse's neck & shoulders dry in wet weather. Also used for decorative purposes.



No. 882 Trace Chains 7 1/2' For Lone Star Hames



No. 989 Straight Concord Clips



Grab Hook



No. 488 Heel Chain Dees

For attaching heel chains to end of traces. With bolt.



No. 21 Connectors



No. 480 Heel Chain, 8 Link

No. 489 Heel Chain, 8 Link \*Stainless Steel

#### SWIVEL DEE HEEL CHAINS



No. 450 Swivel Dee Heel Chain

#### TEAM LINES

The longer team line (draft line) goes from the outside ring of the bit back to the driver's hand.

The shorter line (called the coupling line or cross line) is buckled to the longer line and passes through the inside hame ring or spreader to the opposite horse's inside bit ring.





# TEAM HARNESS



#15-A 193-XN Custom (P. 10 - 11)



#15-B 193-XN Custom (P. 10 - 11)



#15-C 192-N (P. 12)



#15-D 193-N (P. 10)



#15-E 191-N Russet Leather (P. 13)




#15-F 191



#15-G Mule Bridle



#15-H (P. 14)



#15-I 275 Logging Harness (P. 14)



# HARNESS PARTS & CARE PRODUCTS



#16-A Spreaders (P. 31) and Spotted Drops (P. 7)



#16-B Custom Single Draft Harness (P. 6)



#16-C Wood Hames (P. 23)



#16-D (L to R) Spaced Loop Uptug; Box Loop Uptugs; Small Pressed Loops (P. 26)



#16-E Breast Collar w/ Buckle-in Trace



#16-H Peaked Cap Housing (P. 7)



#16-F Pressed Leather Loop



#16-G Wood Wagon Set (P. 32)



#16-I Brass Sleigh Bells (P. 23)



#16-J Show Loin Drop



#16-K Leather Care Products & Gall Salve



# SPOTTED DISPLAY HARNESS




#17-A 196-K3P Custom




#17-B 196 Custom w/ Todd-style Back Pad



#17-C 196-K3P w/ Uptugs



#17-D Full-length Collar Housing



#17-E Deluxe Display Bridle



#17-F 196-K3 w/ Uptugs, Custom



#17-G 196 Custom



# DRAFT HORSE SHOW HARNESS



#18-A Show Bridle



#18-B No. 200 Custom Show Harness



#18-C Show Bridle



#18-D Custom Cart Show Harness



#18-E (L to R) Chain Martingale, Martingale w/ Drop



#18-F Chicago-style (Long) Show Back Pads



#18-G Show Trace Plate, w/ Uptug



#18-H Show Breeching w/ Box Loop Uptugs



# DRAFT HORSE SHOW HARNESS



#19-A Show Hip Pad



#19-B Custom Breast-collar Single Show Harness



#19-C Custom Show Back Pad



#19-D Breast Collar Detail on #19-B



#19-E



#19-F Scotch Show Collar w/ 821-SS Hames



#19-G Top: Show Hold-back Straps  
Center: Show Crupper & Fork  
Bottom: Show Martingale w/ Drop




#19-H Box Loop Detail

#19-I Custom Show Lines with Round Fronts





# BRIDLES



#20-A



#20-B



#20-C




#20-D



#20-E



#20-F



#20-G



#20-H



#20-I



#20-J No. 6 Bridle



#20-K Detail of Short Box Loop on Cheek of No. 6 Deluxe Display Bridle



# HORSE & PONY DRIVING HARNESS



#21-A Breast Collar w/ 545 Buckles



#21-B 725 Saddle



#21-C Custom Driving Harness w/Open Bridle



#21-D Driving Bridle



#21-E Raised Traces



#21-F Breast Collar w/ Box Loop Uptugs



#21-G Back Pads for No. 204 Double Driving Harness



#21-H 721 Single Driving Harness



#21-I Breast Collar Detail



# FARM, DRIVING HORSE & PONY HAMES



A slimmer, more tapered hame than the 520. Adjusts to fit more collar sizes.

Available in stainless steel.

**No. 500 Farm Hames**

- Bolt Type
- Tubular Steel
- Finish - Black



Designed for everyday use with good fitted collar. Better fit on collars 28" and up.

Available in stainless steel.

**No. 520 Farm Hames**

- Bolt Type
- Tubular Steel
- Finish - Black



The Lone Star Hookup is mostly used for chain traces.

**No. 522 Lone Star Hames**

- Tubular Steel
- Black or Chrome Plated



**New Improved Design**  
These hames are designed for heavy pulling and have a 3/4" draft adjustment.

Available in stainless steel.

**No. 620 Pulling Hames**

- With Large Hame Balls
- Tubular Heavy Steel
- Black



Available in stainless steel.

**No. 420 Pony Hames**

- Black
- Tubular Steel



Available in stainless steel.

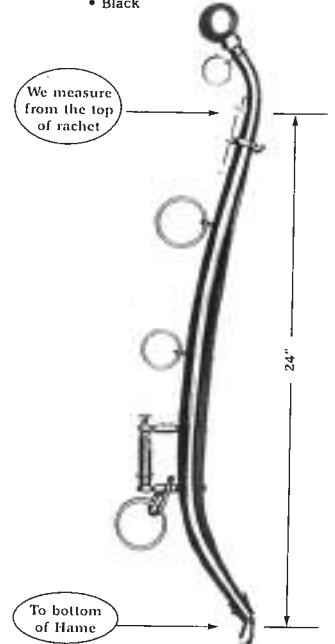
**No. 58 Pony Hames**

- Made with Same Tubing as Buggy Hames
- Black
- Tubular Steel
- Brass or Chrome Balls



**No. 410-SS Coach Hames**

- All Stainless Steel
- Available in sizes 16" to 30"



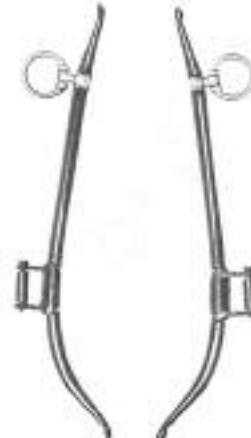
**No. 53 Buggy Hames**

- Shown with Flexible Terrets
- Black
- Tubular Steel
- Available in Sizes 16" to 24"



**No. 53-SS Buggy Hames**

- All sizes from 16" to 24"
- With or Without Terrets
- Stainless Polished Finish



**No. 54 Buggy Hames**

- Shown with Flexible Terrets
- Black
- Tubular Steel



**No. 54-SS Buggy Hames**

- All Stainless Steel
- Available in all sizes from 12" to 24"
- With or Without Terrets
- Polished Finish

# Wooden Hames

MADE IN SIZES 18" 20" 22" 24" 26" 28" 30" 32"  
Steam Bent Hickory Wood

**NOTE: All have new & improved ratchets and loops now.**

\* See Picture on Page 16

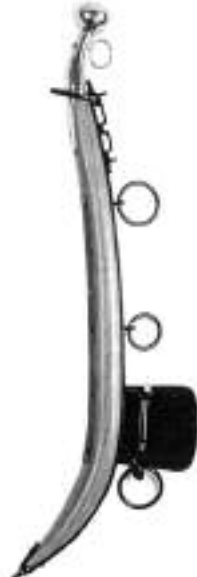
No. 511 Hame is also available in the Bolt Type. (please specify)



No. 511



No. 512



No. 510 Black Hdwe.



No. 510 SS Hdwe.

Wooden Hames available in:

- Regular Steel Hardware
- All Stainless Hardware
- All Brass Hardware

- Wood has a Natural Finish
- These Hames are Curved to Fit in Collars Better
- Hames available With Top or Without Top
- Hame Top will be Solid Brass or Chrome on Brass

Hames are also available in "Red" with Black, SS or Brass Hardware.

These Hames are also available in Staple Type.

## SLEIGH BELLS



No. 55

\* See Picture on Page 16

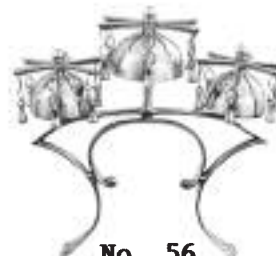
### SOLID BRASS SLEIGH BELLS

No. 51 Double strap with loops  
19 Brass Bells

No. 53 Doubled 4" strap with  
25 Brass Bells, accented by  
brass spots

No. 54 Hip Drop Style mount,  
with 4 Brass Bells

No. 55 Brass Rump Bells,  
with 4 Brass Bells mounted  
on a double strap



No. 56

Brass Saddle Chimes


## Harness Hook

*Older American Pattern!*

Durable Cast Iron, black finish.

Easy mounting using two 1/2" lag bolts.

12 1/2" Draft  
10" Horse  
8" Pony



Made in U.S.A.

Bottom hook is large enough to hold collar.



No. 83 Hame Fastener

- Lightweight - Designed for Farm Use Not for Pulling
- Black or Chrome Plated
- Made in U.S.A.



No. 1983 Bottom Clip

- Plain Finish
- Steel
- Also available in Stainless.



No. 938 Hame Loop

- For No. 500 Hames
- Brass and Chrome Plated



No. 985 Bottom Loop with Roller

- Steel - Black



No. 097 Favorite Hame Top

- Brass or Chrome

Now Available in Stainless Steel



No. 84 Hame Fastener

- Heavy Duty - Designed for Pullers
- Comes with Short and Long Clevis
- Steel - Black Finish

Now Available in Stainless Steel



No. 991 Ring Stud

- Plain Finish
- Steel
- Also available with Rings.



No. 986 Screw Type Bottom Loop

- Black
- Stainless Steel



No. 93 Hame Ball - 3/4" Hole

- Large Ball for Pulling Hames
- Brass or Chrome



No. 92 Hame Ball - 3/4" Hole

- Reg. Size for Farm Hames
- Brass or Chrome
- Stainless Steel



# HORSE COLLARS



## NO. 465 FARM COLLAR

All top grain leather, half sweeney pattern, lace stitched. 17" draft average. Sizes 18-30"

18"-19"-20"  
19"-20"-21"  
20"-21"-22"  
21"-22"-23"  
22"-23"-24"  
23"-24"-25"  
24"-25"-26"  
25"-26"-27"  
26"-27"-28"  
27"-28"-29"  
28"-29"-30"



ADJUSTABLE TOP

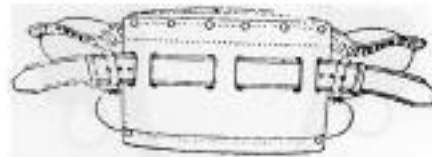
## NO. 109 ALL PURPOSE COLLAR

Top grain leather, 12"-24" 15" draft average

For light horses & ponies

## NO. 109-A ADJUSTABLE COLLAR

With adjustable cap for 3 sizes



## NO. 16-A ADJUSTABLE TOP COLLAR

This all leather collar has an adjustable cap which gives you 3 sizes in one collar. It is available in the sizes shown.

**Note:** Most collars available in Half Sweeney, Full Sweeney or Full Face.

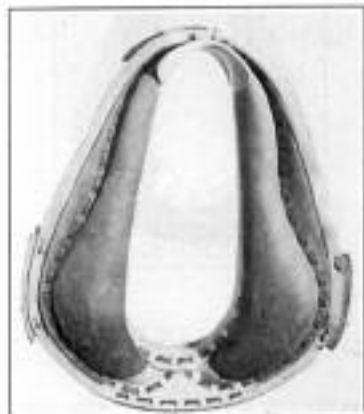
Also available in russet.

## How to Fit a Collar to a Horse

It does not matter how well a horse collar is made, if it is not properly fitted to the horse, it is sure to hurt him. Therefore it is necessary to use the greatest care in selecting the proper shape and size of collar.

The illustration shows you how a collar should be fitted. If care is taken in fitting the collar and adjusting the hames so hame tug comes over center of draft, you have eliminated all trouble of sore necks and shoulders and the horse will work with ease and comfort. More horses are ruined by collars fitted too large than from any other cause.

When fitting a horse with a collar there should not be any more space between the horse's neck and throat of the collar than will allow your four fingers, when laid flat on inside of throat of collar, to pass through freely.



## NO. 530 COLLAR



Back view

## HEAVY PULLING COLLAR

### No. 530

- All top grain leather
- Lace stitched outer edge
- Throatless pattern
- Extra heavy lug fastened with thongs
- Double buckle top

## NO. 485 HEAVY LOGGING COLLAR

All top grain leather, half sweeney pattern, lace stitched. (not pictured)



Hames must be so fitted that hame tug comes on center of draft.

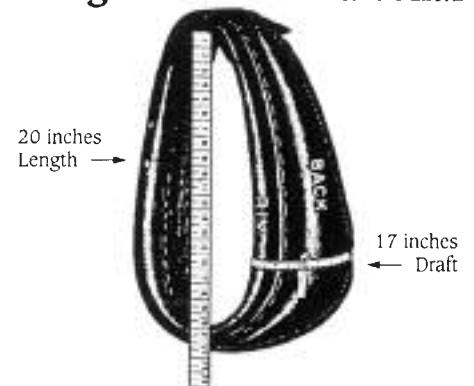
When collar sits in place, hand should be able to slide in as illustrated.



## NO. 300 DRIVING COLLAR

All top grain leather, patent lever fastener, 14" draft average. Sizes 17-22"

## How to Measure Length or Draft of a Collar



20 inches Length

17 inches Draft

# SWEAT PADS – BLANKETS – FLY NETS



## NO. P2000 Sweat Pads

Deer hair pads with riveted metal loops  
Sizes 20" - 32"

\*Order pads 2" larger than the collar

**Pony & Buggy sizes**  
14"-25"

**NO. 2000-W Extra-Wide**  
Deer hair or polyfoam  
Sizes 23"-34"

**NO. F-200 Felt Pads**  
3/8" Felt; 20"-32"

**NO. S-400 Show Pads**  
Velvet or Fake Fur  
Polyfoam, 20"-32"  
**colors:** Red, Royal Blue, Emerald Green, Wine, Navy Blue & Black



## NO. T-52 Top Neck Pads

Sheepskin or Deer Hair filled



## NO. 464 Fake-fur Back Pad

**NO. 464-E** 7" by 24"  
(standard team back pad)  
**NO. 464-H** 8" by 26"  
**NO. 464-I** 8" by 32"


### Colors:

Red Kelly Green  
Burgundy Navy Blue  
Royal Blue Black

To get an approximate weight on a horse, try this formula:

$$\frac{\text{Girth} \times \text{Girth} \times \text{Length}^*}{300} = \text{weight}$$
  
(plus or minus 50 pounds, depending upon condition of horse)

\*Length: take "straight line" measurement from chest to rear.




## Nylon Fly Nets

**No. 402** Buggy horse size  
**No. 403** Draft horse size

## Face Fly Nets

**No. 400**  
To attach to halter or bridle

## Adjustable Straps



## NO. 67 Storm Blanket:

Weatherproof, very warm. Durable, water-repellant outer shell, soft warm lining.

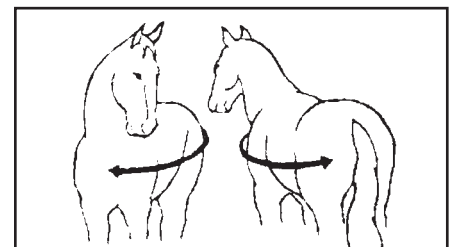
## NO. 69 Stable Sheet

Single layer sheet.

### Colors:

**Red** with white trim  
**Royal Blue.** white trim  
**Green,** white trim  
**Burgundy,** white trim

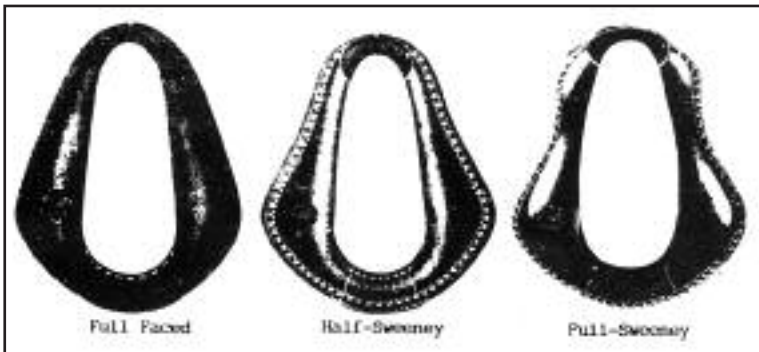
**Sizes:** 68" thru 100"



## BLANKET MEASUREMENT

The best way to determine the size needed is to take a side measurement. Start from the middle of the chest to the point of the rump, as shown. That measurement is the size of the blanket or sheet.

\* If blanket is to be worn over harness, add 2" to the size.



**Full Faced Collar:** for long slender necks.

**Half-Sweeney Collar:** for somewhat heavier necks. For the average draft horse.

**Full-Sweeney Collar:** for very thick necks. Many stallions wear a full-sweeney.

## NO. 75 Manure Catcher (not pictured)

**75-T** Team style (each)  
**75-S** Single horse style (each)

Heavy-duty vinyl. Team style attaches to harness. Can be used single.

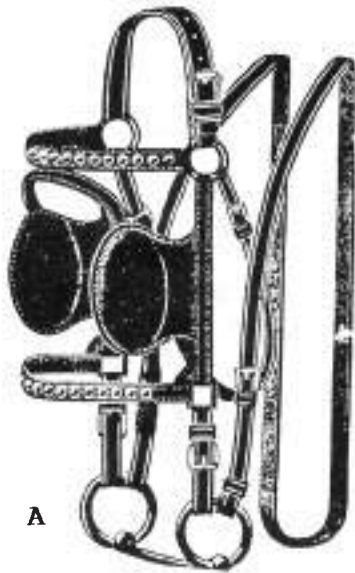
## Leather Punch



**No. 155 Osborne Punch**  
Revolving Punch  
Forged steel  
Interchangeable tubes  
Professional



# BRIDLES



A



B




C



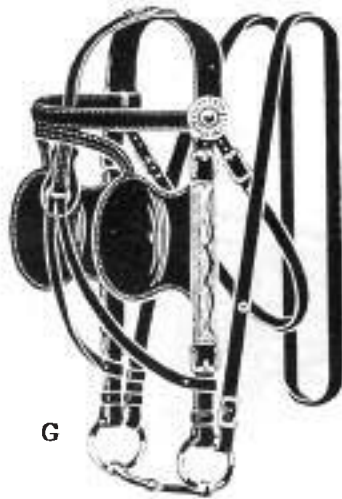
D



E



F



G



H



I

## STYLES OF LOOP DIES



No. 11



No. 12



No. 13



No. 14



No. 15



No. 16




No. 17



No. 18

\* See Picture on Page 16



No. 19 Small Loop Dies  
sizes 1/2" - 1 3/4"

## BRIDLE BLIND STYLES



NO. 1



NO. 2



NO. 3



NO. 4

Styles of Spotting Available

# BRIDLES



J

\* See Pictures on Page 20



K



L

**Note:** No. 13 Open-face bridle can be used as a riding bridle--order with No. 113 riding reins.

## BUGGY BRIDLES



M



N

## COACH OR SURREY BRIDLES



O



P

Bit Not Included

R. NO. 113 Riding Reins (pair)  
3/4" by 7 ft.  
Use with open-face bridle, like No. 13.

**NOTE:** White Show Bridle found on Page 31

- A. NO. 16 Ring Crown Bridle (pair)
- B. NO. 16-P Ring Crown Bridle (pair)  
No spots
- C. NO. 6 Deluxe Display Bridle (pair)  
Extra fancy, double-row spotted;  
short box-loop cheek. Refer to  
color section for photo.
- D. NO. 20 Fancy Display Bridle (pair)  
With fancy spotted face piece.
- E. NO. 18-R Split Crown Bridle (pair)  
Ring cheek bridle with 1" short  
box loop. Spotted or plain.
- F. NO. 18 Split Crown Bridle (pair)  
7/8" long box-loop cheeks.
- G. NO. 18-P Split Crown Bridle (pair)  
7/8" long box-loop cheeks; no spots.
- H. NO. 18-NB Split Crown Bridle,  
With Noseband (pair)  
Short box-loop cheek.  
Spotted, or plain.

- I. NO. 17 Mule Bridle (pair)  
Pigeon-wing blinds.  
Also available as short-cheek,  
noseband bridle, similar to NO. 16.
- J. NO. 13 Stallion Bridle (each)
- K. NO. 14 Open Face Bridle (pair)  
With noseband.
- L. NO. 15 Split Face Bridle (pair)  
Spotted, or plain.
- M. NO. 21 Driving Bridle (each)  
With overdraw check.
- N. NO. 23 Driving Bridle (each)  
With side check.
- O. NO. 25 Coach or Surrey Bridle (each)  
With face drop.
- P. NO. 27 Coach or Surrey Bridle (each)  
Without face drop.
- R. NO. 113 Riding Reins (pair)  
3/4" by 7 ft.  
Use with open-face bridle, like No. 13.



# TEAM LINES



No. 43 TEAM LINES All our lines are first quality.



No. 44 TEAM LINES Made up with buckles and billets



No. 45 SINGLE HORSE LINES Made up with buckles and billets



No. 46 BUTT LINES Hand part snapped on as illustrated. Made up in any of the above styles.



## CROSS LINE

No. 228 Cross Line - for 2 horses, 1 1/8" x 6'  
No. 229 Cross Line - for 3 abreast, 1 1/8" x 8'



No. 48— Line lengtheners, 1 1/8 in. wide, 8 ft. long ..... Per pair.

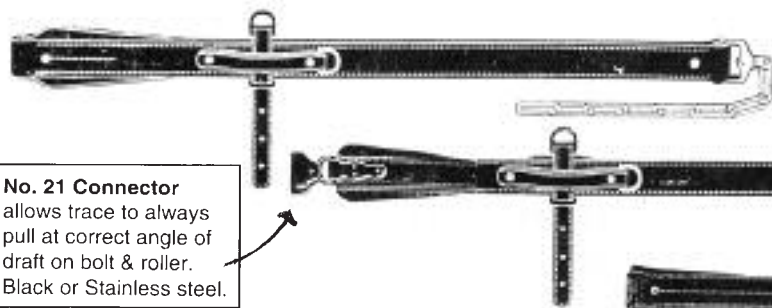
- No. 43-D team lines, 7/8 inch by 20 feet
- No. 43-E team lines, 1 inch by 20 feet
- No. 43-F team lines, 1 and 1/8 inch by 20 feet

- No. 44-D team lines, 7/8 inch by 20 feet
- No. 44-E team lines, 1 inch by 20 feet
- No. 44-F team lines, 1 and 1/8 inch by 20 feet

No. 45-H set lines for single draft harness, 1 inch

No. 45-L set lines for single driving harness, 7/8 inch

Also available, lines for four, six and eight horse hitches. Call for prices.



No. 130

## TRACES

No. 21 Connector allows trace to always pull at correct angle of draft on bolt & roller. Black or Stainless steel.

No. 230

No. 330

No. 130 TRACES All traces are cut from heavy quality leather.

No. 130 1 1/2 inch by 6 feet 6 inches. Set of 4

No. 132 1 3/4 inch by 6 feet 6 inches. Set of 4

No. 134 2 inch by 6 feet 6 inches. Set of 4

No. 134-N 2 inch nylon-center trace. Set of 4

No. 136 3 inch by 6 feet 6 inches. Set of 4

No. 330 TRACES New England Style Traces: standard 2" fronts, 2" backs. Available with clips & connectors (black steel, or stainless steel).

No. 230 TRACES Same as No. 130 Traces, except made with steel clips & connectors on end of trace. Optional, stainless-steel clips & connectors



No. 622

## TRACE REPAIR BILLET



No. 620

## TRACE REPAIR BILLET

Loop style

All traces are equipped with 1 1/2 inch billets and heavy layers.

Available with spotted safe on front end of trace, at additional cost. Mark "S" after catalog number when ordering with spotted safe.

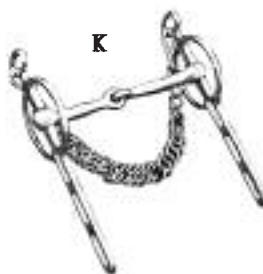
# BITS & HARNESS HARDWARE



**A**  
No. 47 Bit  
6" Stiff Mouth



**F**  
No. 301 Overcheck Bit  
\* 5" Driving Horse Size  
\* 6" Draft Horse Size



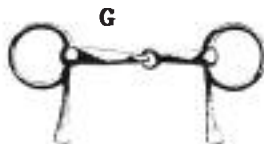
**K**  
No. 257 Jointed  
Liverpool Bit



**L**  
No. 650  
Straight Mouth  
Liverpool Bit



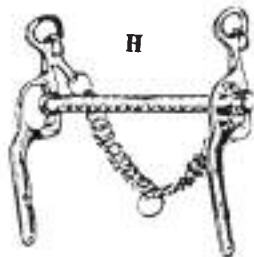
**B**  
No. 47½ Bit  
Jointed Bit



**G**  
No. 492  
Half Cheek Bit



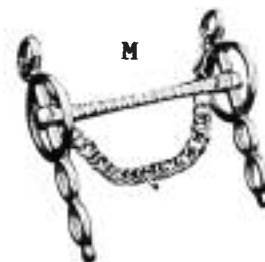
**C**  
No. 147½ Bit  
Single Twisted Wire




**H**  
No. 850  
Elbow Bit or  
Military Bit



**I**  
No. 855  
Buxton Bit



**M**  
No. 750  
Large-Eye  
Liverpool Bit



**D**  
No. 157½ Bit  
Double Twisted Wire



**J**  
No. 1850 Bit/Line Adapters  
Allows use of wider lines  
or snaps on slotted bit  
shanks. Wider than 7/8"  
lines, use bit adapters.  
Two adapters per bit.



**N**  
No. 292  
5" Stainless Steel  
Jointed Pony Liverpool Bit

## Stainless-Steel Bits

- 257 Liverpool
- 292 Liverpool
- 301 Overcheck
- 650 Liverpool
- 750 Liverpool
- 850 Elbow
- 855 Buxton



**E**  
No. 79  
Mule Controlling Bit




**O**  
No. 545 Buckle



**Q**  
No. 210  
Conway Buckle



**S**  
No. 5 Buckle



**U**  
No. 112 Buckle Shield




**W**  
No. 68 Breast Strap Slide



**P**  
No. 999 Buckle



**R**  
No. 5705 Buckle



**T**  
No. 192 Twin Loop



**V**  
No. 3 - Steel Rings




**X**  
No. 380 Gag Swivel  
3/4" or 5/8"

We stock a wide variety of harness hardware. If you need something that is not shown above, please call.



# HARNESS PARTS



**A**  
No. 25 Team Belly Band  
No. 25-F Folded Belly Band



**B**  
No. 65 Bit Strap  
65-T with Twin Loop  
65-L with Leather Loop



**C**  
No. 812 Team Breast Strap



**D**  
No. 160 Bridle Crown (ring-crown)



**E**  
No. 180 Bridle Crown (split-crown)



**F**

NO. 661

**NO. 661 Cart Attachment for Single Horse With Shaft Tugs, Shaft Loops, and Belly Band. Snap-on. If ordering with harness, specify extra cart dees on backpad.**



**G**  
No. 42 Check-up Strap or Coupling Strap



**H**  
No. 140 Collar Strap



**J**  
No. 57 Finished Straps  
Best quality black harness leather. Ready to use straps with creased edges. For repairing or making harness parts, halters, lines, reins and all kinds of straps. Length about 7 to 7½ feet.

(Please specify what you intend to use them for)

### WIDTH OF STRAP

5/8"	1"	1½"
¾"	1 1/8"	1 3/4"
7/8"	1 1/4"	2"



**I**  
No. C-20 Crupper & Fork



**M**  
No. 20 Lazy Straps  
No. 20-F Jointed Lazy Straps (not pictured)



**N**  
NO. 176 Line Center Drop



**K**  
No. 800 HAME STRAPS, METAL LOOP

- No. 8001 1 x 21
- No. 8004 1 x 24
- No. 8008 1 x 28
- No. 9004 1 8/16 x 24
- No. 9008 1 8/16 x 28
- No. 9030 1 8/16 x 30
- No. 1004 1 8/14 x 24
- No. 1030 1 8/14 x 30

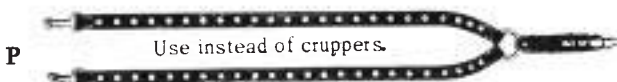


**L**  
No. 500 HAME STRAPS, LEATHER LOOP

- No. 5001 1 x 21
- No. 5004 1 x 24
- No. 5008 1 x 28
- No. 5030 1 x 30



**O**  
No. 826 Team Pole Strap or Martingale



**P**  
Use instead of cruppers.  
No. 421 Spotted Rein-ups



**Q**  
No. 104 Repair Hip Straps (1 1/8")

Refer to Page 33 for information showing "Names of Harness Parts" on a Team Harness.

# HARNESS PARTS



**R**  
**No. 300**  
**WHITE RINGS & LOOPS**  
 301 Rings: 7/8" - 2"  
 302 Loops: 5/8" & 3/4"



**U**  
**No. 37 Side Strap**  
**or Holdback**



**X**  
**No. 16-T Throat Latch (for ring-crown)**  
**No. 18-T Throat Latch (for split-crown)**



**Y**  
**NO. 460 Tie Straps**  
**NO. 460-P No Spots**  
**NO. 460-S Spotted**



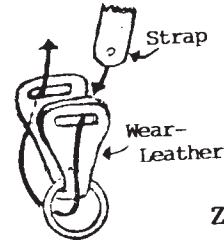
**S**  
**No. 40-R**  
**No. 40-R Team Side-check Reins**  
**with Rounds**  
**No. 040 Team Side Check, Flat**



**V**  
**No. 905 Spreader Straps**



**W**  
**Spreaders**  
**No. 5 5 rings & loops**  
**No. 8 8 rings & loops**  
**No. 12 12 rings & loops**  
**No. 16 16 rings & loops**



**Z**  
**No. 50 Wearleather**  
 1" 1 1/8" 1 1/4" 1 1/2"



## Leather Halters



Draft Horse



**No. 205** — Colt Halter,  
1 in. wide.



Draft Horse



Show Halter

**NO. 200-R** Riveted  
1 1/4" single strap

**NO. 201-R** Small (1400 lb. Horse)  
**NO. 202-R** Medium (1500-1900 lb.)  
**NO. 203-R** Large (2000 lb. and up)

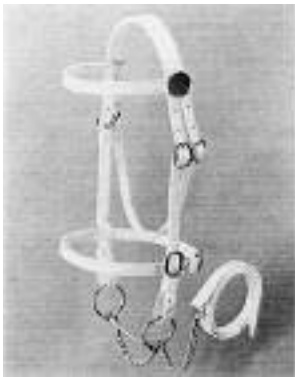
**NO. 200-S** Double & Stitched  
1 1/4" double strap

**NO. 201-S** Small  
**NO. 202-S** Medium  
**NO. 203-S** Large

**No. 41 Leather Show Halter**  
**Double & Stitched**

Fancy, 3-row stitched nose & cheek. Black or russet, 1 1/4".  
**No. 41-M** Medium (1600 - 2000 lb.)  
**No. 41-L** Large (over 2000 lb.)

### WHITE SHOW BRIDLE & HALTER



**NO. 131**  
**WHITE SHOW BRIDLE**  
 Large horse size  
 1" cheeks  
 Complete with  
 bit and lead strap.

**NO. 132**  
**WHITE SHOW HALTER**  
 1" cheeks  
 complete with  
 lead strap and chain




Nylon Halter

**No. 80-N Nylon Halter**  
 Regular Draft Size



# EVENERS – NECKYOKES – SINGLETREES



## WAGON SET

\* See Picture on Page 16

No. 15-C Wagon Set  
Evener, singletrees,  
clevises & neckyoke



No. 14-C Evener Set  
Evener, Singletrees,  
& clevises

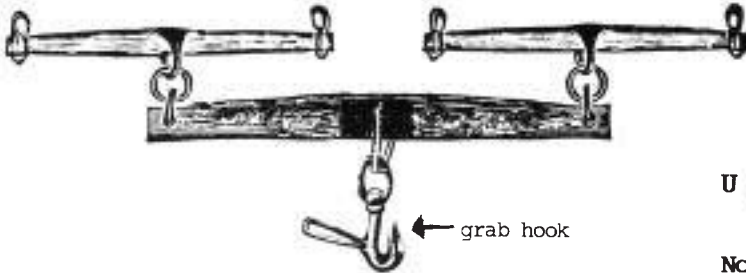
## STEEL EVENER & NECK YOKE



No. 325 Steel Evener Set

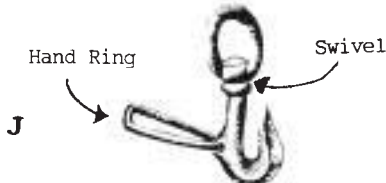


No. 300 Steel Neck Yoke



## GRAB HOOK

← grab hook



**NOTE:** This is a grab hook. Used on a singletree or an evener, to hook a single horse or a team to a chain or a ring.



No. 330 Tongue End,  $\frac{1}{4}$ " x  $1\frac{1}{4}$ "  
fits 4" ring



No. 175 Hammer Strap  
5/16" x 2" flat steel, 5/8" holes



No. N-10 Evener



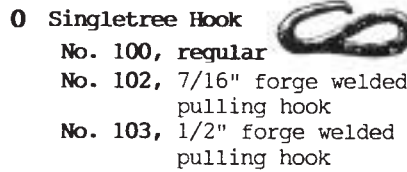
No. N-11 Neckyoke, Eye-bolt style



No. N-12 Ironed Singletrees



No. N-13 Jockey Yokes  
or Twin Yokes



No. 100, regular  
No. 102, 7/16" forge welded  
pulling hook  
No. 103, 1/2" forge welded  
pulling hook



No. 150 Steel Rings



No. 131  
Singletree Center Clip



No. 120  
Neckyoke Center Iron  
4" ring



No. 125  
Neckyoke End Iron



No. 145 Clevis  
4" (1/2" pin)  
5" (1/2" pin)



No. 145-H  
6" (5/8" pin)


## HARNESS SNAPS



No. 60 Sidebacker Snap



No. 200 Snap



No. 61 Replacement Snap

No. 1616 Combination Snap



No. 440 Roller Snap




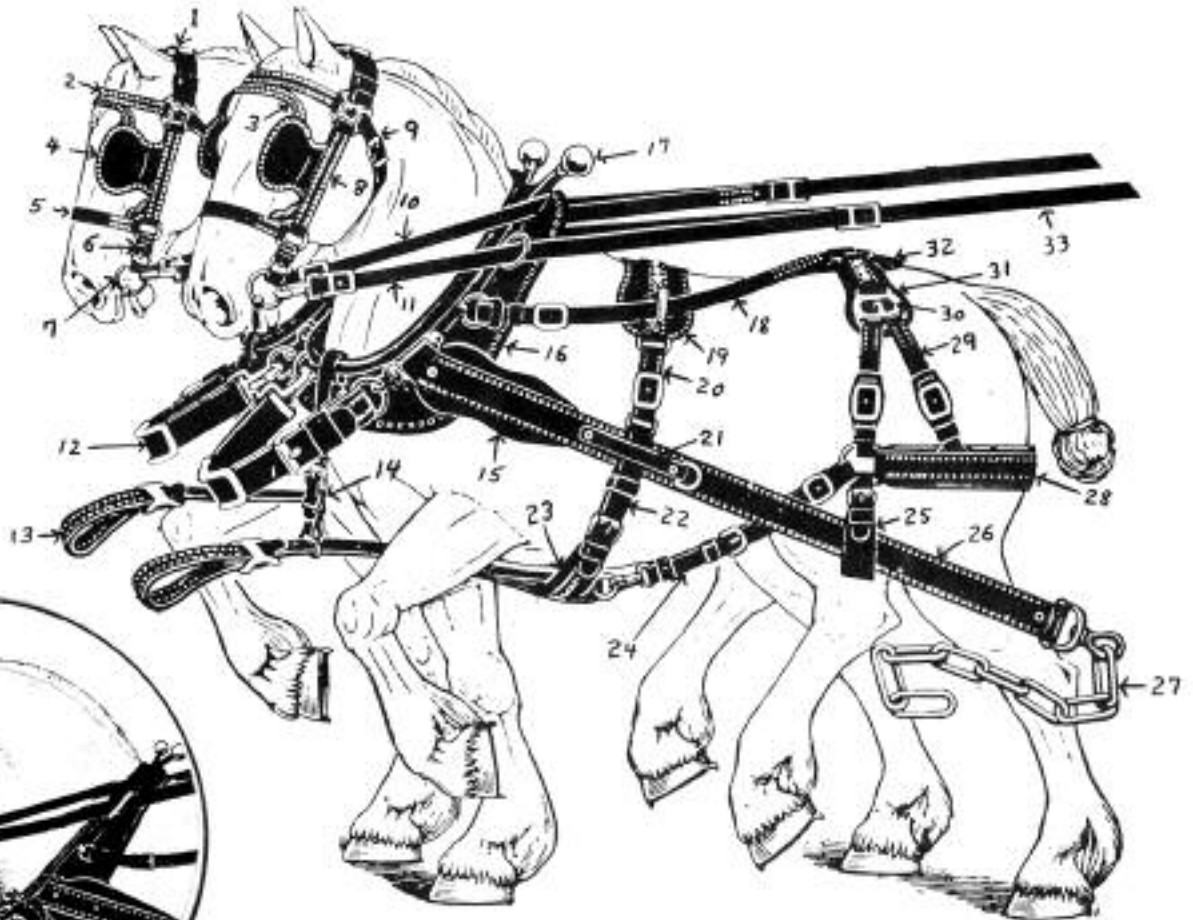
No. 80 Swivel Snap  
with screw



No. 442 Combination Snap

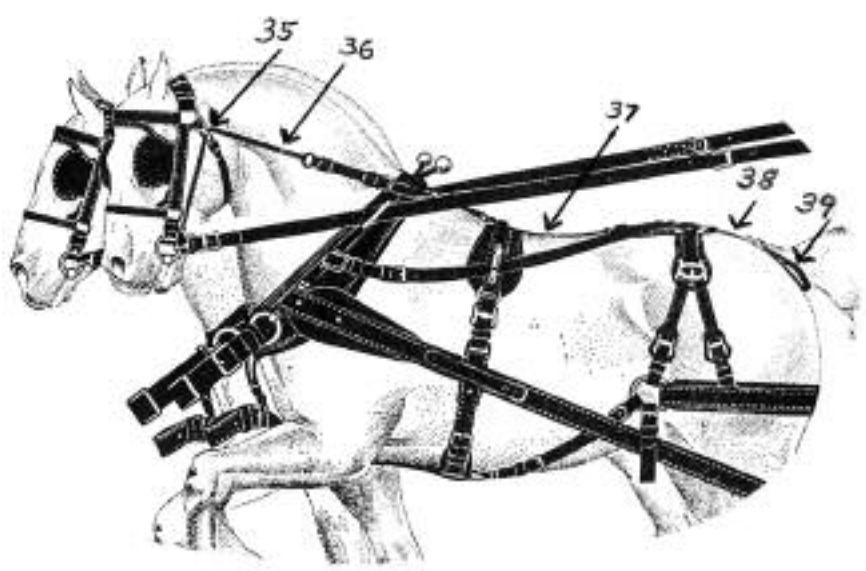
# NAMES OF HARNESS PARTS

- 1 — Bridle Crown
- 2 — Brow Band
- 3 — Winker Brace
- 4 — Blind or Winker
- 5 — Nose Band
- 6 — Bit Strap
- 7 — Bit
- 8 — Bridle Cheek
- 9 — Throat Latch
- 10 — Flat Check Strap
- 11 — Line - Front Part
- 12 — Breast Strap
- 13 — Pole Strap
- 14 — Collar Strap
- 15 — Safe on Trace
- 16 — Collar
- 17 — Hame



**THIS TABLE IS FOR YOUR INFORMATION  
AND APPLIES TO TEAM HARNESS ONLY**

- 18 — Back Strap
- 19 — Back Pad
- 20 — Back Pad Billet or Market Strap
- 21 — Loop on Trace
- 22 — Belly Band Billet
- 23 — Belly Band
- 24 — Side Strap
- 25 — Lazy Strap
- 26 — Trace or Tug
- 27 — Heel Chain
- 28 — Breeching
- 29 — Hip Strap
- 30 — Trace Carrier
- 31 — Hip Pad
- 32 — Rump Safe or Rump Pad
- 33 — Line - Hand Part
- 34 — 1616 Combination Snap
- 35 — Gag Swivel
- 36 — Round Side Check
- 37 — Check-Up Strap or Turnback
- 38 — Crupper Fork
- 39 — Crupper





### **SAFETY WHEN HITCHING AND UNHITCHING:**

Accidents often occur through carelessness in hitching and unhitching; the following is some important advice for safety in these operations:

- NEVER try to put a bridle on a horse when away from his home stable without first securing him with a rope around his neck.
- NEVER start to hitch the horse to the vehicle without having the reins (lines) fastened to the bridle.
- NEVER try to back a horse between shafts that are lying on the ground.
- NEVER leave the ends of the reins (lines) unbuckled in case one should be dropped when you are getting into the carriage or while driving.
- NEVER take the bridle off while the horse is still attached to the vehicle, not even when he has a halter under the bridle.
- NEVER leave a nervous horse tied to the side of a van or trailer.
- NEVER start to unhitch a horse in unfamiliar surroundings without a capable person at hand.
- NEVER allow anyone to sit in the carriage before the driver has taken his place.
- NEVER when you are the driver leave the carriage before all the passengers have gotten out.

### **SAFETY HINTS FOR DRIVERS:**

- ALWAYS remember to signal to other traffic before stopping or turning.
- ALWAYS take great care when passing another carriage and only do so when you can see sufficient clear road in front.
- ALWAYS be watchful of your horse(s), especially his ears, which may give warning of his alarm at something he has seen or heard.
- ALWAYS have an active and capable person with you when driving a green horse.
- ALWAYS carry your whip or, at least, have it ready at hand, as it may be needed quickly to avert an accident.
- ALWAYS carry with you a spare trace, a leather punch or knife, some strong cord and wire, and a spare pole piece when driving a pair.
- NEVER drive past another carriage at a fast trot.
- NEVER drive too close to the carriage in front.
- NEVER allow your attention to be distracted.
- NEVER take a completely green horse to a show or driving event. First find out how he behaves when being driven in company with other carriages.
- NEVER allow horses to canter or gallop in harness even though it may be necessary for a four-in-hand to gallop in certain conditions. Only the most skilled whips should do so.

Reprinted with permission.  
The Carriage Association of America, Inc.

***SAMSON HARNESS SHOP, INC.***

**6543 Akonerva Road  
Gilbert, Minnesota 55741**

**Phone: (218) 865-4602**

